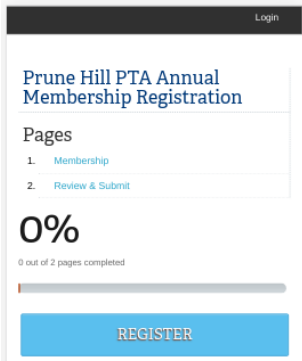
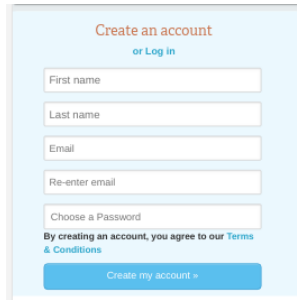


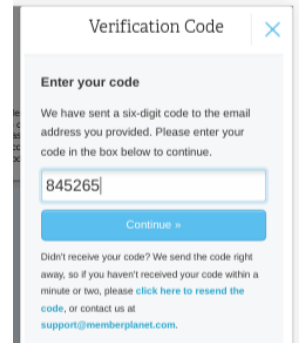
1. Visit <https://mp.gg/e7vn4> and click "Register" to begin



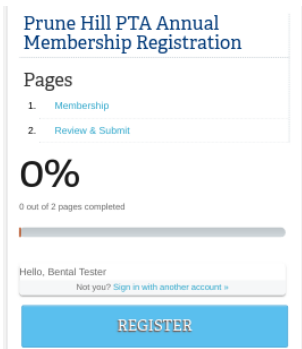
2. Create a new user login. We are using a new system and logins from prior years will not work.



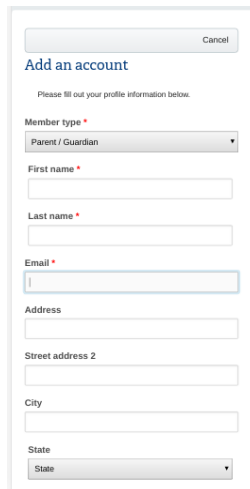
3. Enter the verification code that was emailed to your address



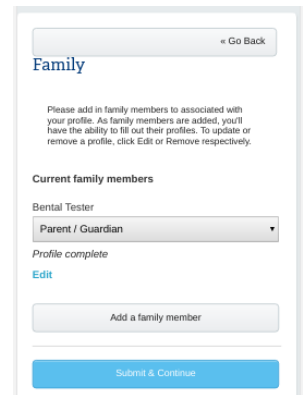
4. Click "Register" again to begin the registration process



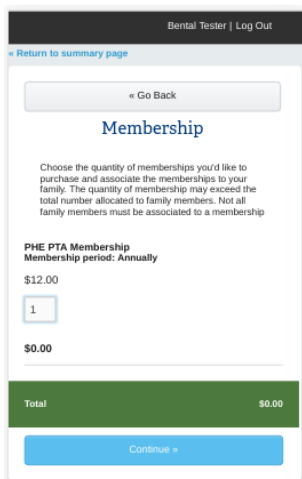
5. Enter all of the required member information fields



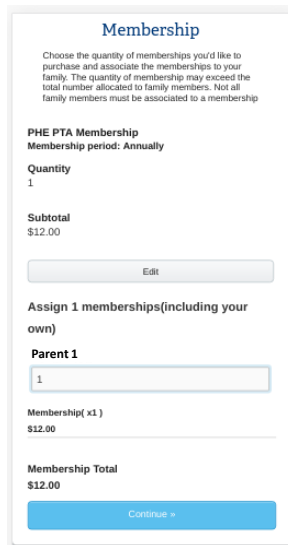
6. Add additional family members



7. Enter the number of paid memberships needed – only pay for adults.



8. Put '1' next to each adult PTA member for payment



9. Complete payment with your credit card

